

**AFRICAN NETWORK INFORMATION CENTRE (AfrINIC) LTD**

**ANNUAL REPORT AND FINANCIAL STATEMENTS**

**FOR THE YEAR ENDED**

**DECEMBER 31, 2016**

**AFRICAN NETWORK INFORMATION CENTRE (AfrinIC) LTD**  
**INDEX**

---

	<b>Page</b>
ANNUAL REPORT	1-2
SECRETARY'S CERTIFICATE	3
INDEPENDENT AUDITORS' REPORT	4-7
STATEMENT OF FINANCIAL POSITION	8
STATEMENT OF COMPREHENSIVE INCOME	9
STATEMENT OF CHANGES IN EQUITY	10
STATEMENT OF CASH FLOWS	11
NOTES TO THE FINANCIAL STATEMENTS	12-30

**AFRICAN NETWORK INFORMATION CENTRE (AfriNIC) LTD  
ANNUAL REPORT**

**FOR THE YEAR ENDED DECEMBER 31, 2016**

**1.**

---

The directors are pleased to present the annual report and audited financial statements of AFRICAN NETWORK INFORMATION CENTRE (AfriNIC) Ltd (the “Company”) for the year ended 31 December 2016.

**Principal activity**

The Company is the Regional Registry for Internet Number Resources for Africa and the Indian Ocean. The Company is a not-for-profit organisation.

**Results**

The results for the year are shown on page 8 to 30.

**Office bearers and resignations**

Directors holding office at 31 December 2016 are listed below:

- Sunday FOLAYAN
- Krishna SEEBURN
- Christian D BOPE
- Vivegananda T PADAYATCHY (resigned on 19<sup>th</sup> February 2016)
- Andrew ALSTON
- Aminata AMADOU GARBA (up to 30 June 2016)
- Ojedeji OLUWASEUN (appointed on 1 July 2016)
- Haitham Z EI NAKHAL
- Alan Peter BARRETT
- Lucky MASILELA
- Abibu NTAHIGIYE

**Statement of directors’ responsibility in respect of the financial statements**

The Company’s directors are responsible for the preparation and fair presentation of the financial statements, comprising the statement of financial position as at 31 December 2016, and the statement of comprehensive income, the statement of changes in equity and the statement of cash flows for the year then ended and the notes to the financial statements, which include a summary of significant accounting policies and other explanatory notes, in accordance with International Financial Reporting Standards and in compliance with the requirements of the Mauritius Companies Act 2001. The directors’ responsibility includes: designing, implementing and maintaining internal control relevant to the preparation and fair presentation of these financial statements that are free from material misstatement, whether due to fraud or error; selecting and applying appropriate accounting policies; and making accounting estimates that are reasonable in the circumstances.

**AFRICAN NETWORK INFORMATION CENTRE (AfrINIC) LTD  
ANNUAL REPORT (CONTINUED)  
FOR THE YEAR ENDED DECEMBER 31, 2016**

**2.**

---

**Remuneration and benefits**

Total emoluments and other benefits given to directors by the Company during the year were as follows:

	<b>2016</b>	<b>2015</b>
	<b>USD</b>	<b>USD</b>
▪ Executive Directors	<b>164,727</b>	<b>74,492</b>

---

**Community Support and Engagement**

During 2016, AFRINIC provided support to related regional and global organisations and community members amounting to USD **138,230** (2015: USD 99,575).

**Auditors**

Messrs PricewaterhouseCoopers were appointed as the auditors of the Company for the year. The directors approved the following as payable for services rendered during the year:

	<b>2016</b>	<b>2015</b>
	<b>USD</b>	<b>USD</b>
Audit	<b>8,820</b>	<b>10,000</b>

---

**By order of the Board**

  
.....  
**Director**

Date: **19 APR 2017**

  
.....  
**Director**

Date: **19 APR 2017**


**AFRICAN NETWORK INFORMATION CENTRE (AfrinIC) LTD**

**CERTIFICATE FROM THE COMPANY SECRETARY**

**3.**

---

I certify that, to the best of any knowledge and belief, African Network Information Centre (AfrinIC) Ltd (the "Company") has lodged with the Registrar of Companies all such returns as are required of the Company under the Companies Act 2001 for the year ended December 31, 2016.



.....  
**EXECUTIVE SERVICES LIMITED**  
Per **Didier ANGSEESING**  
Company Secretary

Date: **19 APR 2017**  
.....



## *Independent Auditor's Report*

### *To the Members of African Network Information Centre (AfriNIC) Ltd*

#### *Report on the Audit of the Financial Statements*

---

##### *Our Opinion*

In our opinion, the financial statements give a true and fair view of the financial position of African Network Information Centre (AfriNIC) Ltd (the "Company") as at 31 December 2016, and of its financial performance and its cash flows for the year then ended in accordance with International Financial Reporting Standards and in compliance with the Mauritian Companies Act 2001.

##### **What we have audited**

The financial statements of African Network Information Centre (AfriNIC) Ltd set out on pages 8 to 30 comprise:

- the statement of financial position as at 31 December 2016;
- the statement of comprehensive income for the year then ended;
- the statement of changes in equity for the year then ended;
- the statement of cash flows for the year then ended; and
- the notes comprising significant accounting policies and other explanatory information.

---

##### *Basis for Opinion*

We conducted our audit in accordance with International Standards on Auditing (ISAs). Our responsibilities under those standards are further described in the "Auditor's Responsibilities for the Audit of the Financial Statements" section of our report.

We believe that the audit evidence we have obtained is sufficient and appropriate to provide a basis for our opinion.

##### **Independence**

We are independent of the Company in accordance with the International Ethics Standards Board for Accountants' Code of Ethics for Professional Accountants (IESBA Code). We have fulfilled our other ethical responsibilities in accordance with the IESBA Code.

---

*PricewaterhouseCoopers, 18 CyberCity, Ebène, Réduit 72201, Republic of Mauritius  
T: +230 404 5000, F: +230 404 5088/89, www.pwc.com/mu  
Business Registration Number : F07000530*



## ***Independent Auditor's Report***

### ***To the Members of African Network Information Centre (AfrINIC) Ltd (Continued)***

#### ***Report on the Audit of the Financial Statements (Continued)***

---

##### ***Other Information***

The directors are responsible for the other information. The other information comprises the annual report and the secretary's certificate but does not include the financial statements and our auditor's report thereon.

Our opinion on the financial statements does not cover the other information and we do not express any form of assurance conclusion thereon.

In connection with our audit of the financial statements, our responsibility is to read the other information identified above and, in doing so, consider whether the other information is materially inconsistent with the financial statements or our knowledge obtained in the audit, or otherwise appears to be materially misstated.

If, based on the work we have performed on the other information, we conclude that there is a material misstatement of this other information, we are required to report that fact. We have nothing to report in this regard.

---

##### ***Responsibilities of the Directors for the Financial Statements***

The directors are responsible for the preparation and fair presentation of the financial statements in accordance with International Financial Reporting Standards and in compliance with the Mauritian Companies Act 2001, and for such internal control as the directors determine is necessary to enable the preparation of financial statements that are free from material misstatement, whether due to fraud or error.

In preparing the financial statements, the directors are responsible for assessing the Company's ability to continue as a going concern, disclosing, as applicable, matters related to going concern and using the going concern basis of accounting unless the directors either intend to liquidate the Company or to cease operations, or have no realistic alternative but to do so.

The directors are responsible for overseeing the financial reporting process.



## ***Independent Auditor's Report***

### ***To the Members of African Network Information Centre (AfrINIC) Ltd (Continued)***

#### ***Report on the Audit of the Financial Statements (Continued)***

---

##### ***Auditor's Responsibilities for the Audit of the Financial Statements***

Our objectives are to obtain reasonable assurance about whether the financial statements as a whole are free from material misstatement, whether due to fraud or error, and to issue an auditor's report that includes our opinion. Reasonable assurance is a high level of assurance, but is not a guarantee that an audit conducted in accordance with ISAs will always detect a material misstatement when it exists. Misstatements can arise from fraud or error and are considered material if, individually or in the aggregate, they could reasonably be expected to influence the economic decisions of users taken on the basis of these financial statements.

As part of an audit in accordance with ISAs, we exercise professional judgement and maintain professional scepticism throughout the audit. We also:

- Identify and assess the risks of material misstatement of the financial statements, whether due to fraud or error, design and perform audit procedures responsive to those risks, and obtain audit evidence that is sufficient and appropriate to provide a basis for our opinion. The risk of not detecting a material misstatement resulting from fraud is higher than for one resulting from error, as fraud may involve collusion, forgery, intentional omissions, misrepresentations, or the override of internal control.
- Obtain an understanding of internal control relevant to the audit in order to design audit procedures that are appropriate in the circumstances, but not for the purpose of expressing an opinion on the effectiveness of the internal control.
- Evaluate the appropriateness of accounting policies used and the reasonableness of accounting estimates and related disclosures made by the directors.
- Conclude on the appropriateness of the directors' use of the going concern basis of accounting and, based on the audit evidence obtained, whether a material uncertainty exists related to events or conditions that may cast significant doubt on the Company's ability to continue as a going concern. If we conclude that a material uncertainty exists, we are required to draw attention in our auditor's report to the related disclosures in the financial statements or, if such disclosures are inadequate, to modify our opinion. Our conclusions are based on the audit evidence obtained up to the date of our auditor's report. However, future events or conditions may cause the Company to cease to continue as a going concern.
- Evaluate the overall presentation, structure and content of the financial statements, including the disclosures, and whether the financial statements represent the underlying transactions and events in a manner that achieves fair presentation.





## *Independent Auditor's Report*

### *To the Members of African Network Information Centre (AfrINIC) Ltd (Continued)*

#### *Report on the Audit of the Financial Statements (Continued)*

##### *Auditor's Responsibilities for the Audit of the Financial Statements (Continued)*

We communicate with the directors regarding, among other matters, the planned scope and timing of the audit and significant audit findings, including any significant deficiencies in internal control that we identify during our audit.

#### *Report on Other Legal and Regulatory Requirements*


##### **Mauritian Companies Act 2001**

The Mauritian Companies Act 2001 requires that in carrying out our audit we consider and report to you on the following matters. We confirm that:


- (a) we have no relationship with or interests in the Company other than in our capacity as auditor;
- (b) we have obtained all the information and explanations we have required; and
- (c) in our opinion, proper accounting records have been kept by the Company as far as appears from our examination of those records.

#### *Other Matter*

This report, including the opinion, has been prepared for and only for the Company's members, as a body, in accordance with Section 205 of the Mauritian Companies Act 2001 and for no other purpose. We do not, in giving this opinion, accept or assume responsibility for any other purpose or to any other person to whom this report is shown or into whose hands it may come save where expressly agreed by our prior consent in writing.

  
PricewaterhouseCoopers

19 April 2017

  
Olivier Rey, licensed by FRC

AFRICAN NETWORK INFORMATION CENTRE (AfriNIC) LTD

STATEMENT OF FINANCIAL POSITION AS AT DECEMBER 31, 2016

8.

	Notes	2016	2015
		USD	USD
<b>ASSETS</b>			
<b>Non-current assets</b>			
Plant and equipment	4	254,562	384,546
Intangible assets	5	78,374	97,485
		<u>332,936</u>	<u>482,031</u>
<b>Current assets</b>			
Trade and other receivables	6	418,094	446,046
Cash and cash equivalents	7	3,123,359	2,090,269
		<u>3,541,453</u>	<u>2,536,315</u>
<b>Total assets</b>		<u><u>3,874,389</u></u>	<u><u>3,018,346</u></u>
<b>RESERVES AND LIABILITIES</b>			
<b>Reserves</b>			
Revenue reserve	8	2,613,642	1,683,932
<b>Net assets attributable to members</b>		<u>2,613,642</u>	<u>1,683,932</u>
<b>Non current liabilities</b>			
Finance lease obligation	9	-	8,078
Deferred income	12	2,350	3,300
		<u>2,350</u>	<u>11,378</u>
<b>Current liabilities</b>			
Finance lease obligation	9	7,997	8,760
Trade and other payables	10	1,249,450	1,311,101
Deferred income	12	950	3,175
		<u>1,258,397</u>	<u>1,323,036</u>
<b>Total liabilities</b>		<u>1,260,747</u>	<u>1,334,414</u>
<b>Total reserves and liabilities</b>		<u><u>3,874,389</u></u>	<u><u>3,018,346</u></u>



These financial statements have been approved by the board of directors on..... 19 APR 2017

Name of directors

(1) A.P. BARRETT

(2) S.A. FOLAYAN

Signature

The notes on pages 12 to 30 form an integral part of these financial statements.

**AFRICAN NETWORK INFORMATION CENTRE (AfriNIC) LTD**  
**STATEMENT OF COMPREHENSIVE INCOME**  
**FOR THE YEAR ENDED DECEMBER 31, 2016**

**9.**

	Notes	2016	2015
		USD	USD
Income	11	4,602,912	4,084,709
Distribution expenses		(988,022)	(923,832)
Administrative expenses		(2,635,997)	(2,697,292)
<b>Surplus of income over expenditure</b>	13	978,893	463,585
Finance income	14	2,931	28,701
Finance costs	14	(52,114)	(90,041)
<b>Finance Cost – Net</b>		(49,183)	(61,340)
<b>Surplus before taxation</b>		929,710	402,245
Taxation	15	-	-
<b>Surplus for the year</b>		929,710	402,245
<b>Other comprehensive income</b>		-	-
<b>Total comprehensive income for the year</b>		929,710	402,245

The notes on pages 12 to 30 form an integral part of these financial statements.

**AFRICAN NETWORK INFORMATION CENTRE (AfrinIC) LTD**  
**STATEMENT OF CHANGES IN EQUITY**  
**FOR THE YEAR ENDED DECEMBER 31, 2016**

**10.**

	<b>Revenue reserve</b>	<b>Total</b>
	<b>USD</b>	<b>USD</b>
At January 1, 2015	1,281,687	1,281,687
Surplus for the year	402,245	402,245
At December 31, 2015	1,683,932	1,683,932
At January 1, 2016	<b>1,683,932</b>	1,683,932
Surplus for the year	<b>929,710</b>	929,710
<b>At December 31, 2016</b>	<b>2,613,642</b>	<b>2,613,642</b>

The notes on pages 12 to 30 form an integral part of these financial statements.

**AFRICAN NETWORK INFORMATION CENTRE (AfriNIC) LTD**  
**STATEMENT OF CASH FLOWS**  
**FOR THE YEAR ENDED DECEMBER 31, 2016**

**11.**

	<u>Notes</u>	<u>2016</u>	<u>2015</u>
		USD	USD
<b>Cash flows from operating activities</b>			
Surplus for the year		929,710	402,245
Adjustments for:			
Depreciation	4	158,657	161,287
Amortisation	5	19,111	19,111
Impairment loss and write-off on trade receivables		39,199	26,098
Interest payable		1,421	2,454
Unrealised foreign exchange gain / loss	14	(50,693)	(24,620)
Sundry adjustments		11,494	-
Interest receivable		(1,271)	(4,081)
		<u>1,107,628</u>	<u>582,494</u>
<b>Changes in:</b>			
Decrease in trade and other receivables		27,952	56,452
Increase in trade and other payables		(61,651)	499,376
Decrease in deferred income		(3,175)	(22,100)
		<u>1,070,754</u>	<u>1,116,222</u>
Interest paid		(1,421)	(2,454)
<b>Net cash from operating activities</b>		<u>1,069,333</u>	<u>1,113,768</u>
<b>Cash flows from investing activities</b>			
Purchase of plant and equipment	4	(28,673)	(19,985)
Purchase of intangible assets	5	-	(19,896)
Interest received		1,271	4,081
<b>Net cash used in investing activities</b>		<u>(27,402)</u>	<u>(35,800)</u>
<b>Cash flows from financing activities</b>			
Payment of finance lease liabilities		(8,841)	(12,846)
<b>Net cash used in financing activities</b>		<u>(8,841)</u>	<u>(12,846)</u>
<b>Net movement in cash and cash equivalents</b>		<u>1,033,090</u>	<u>1,065,122</u>
Cash and cash equivalent as at January 01,		<u>2,090,269</u>	<u>1,025,147</u>
<b>Cash and cash equivalent as at December 31,</b>	<b>7</b>	<u><u>3,123,359</u></u>	<u><u>2,090,269</u></u>

The notes on pages 12 to 30 form an integral part of these financial statements.

**1. CORPORATE INFORMATION**

African Network Information Centre (AfrINIC) Ltd, (the "Company") is a private company limited by guarantee incorporated in the Republic of Mauritius. Its registered address and place of business is situated at 11th Floor, Raffles Tower, Cybercity, Ebène, Republic of Mauritius. The principal activity has remained unchanged during the year and consists of being the Regional Registry for Internet Number Resources for Africa and the Indian Ocean. The Company is a not-for-profit organisation.

The financial statements of the Company for the year ended December 31, 2016 were authorised for issue in accordance with a resolution of the directors on .....

19 APR 2017

**2. BASIS OF PREPARATION**

**(a) Statement of compliance**

The financial statements are prepared in accordance with and comply with International Financial Reporting Standards ("IFRS") and comply with the Mauritian Companies Act 2001.

**(b) Basis of measurement**

The financial statements have been prepared under the historical cost convention.

**(c) Functional and presentational currency**

The financial statements are presented in United States dollars ("USD"), which is the Company's functional currency. All financial information presented in United States dollars has been rounded to the nearest USD, unless otherwise stated. The average exchange rate for USD to MUR as at December, 31 2016 as provided by the State Bank of Mauritius is **MUR 36.404** (2015: MUR 36.0385).

**(d) Critical accounting estimates and judgements**

The preparation of financial statements in conformity with IFRS requires management to make judgements, estimates and assumptions that affect the application of accounting policies and the reported amounts of assets, liabilities and disclosure of contingent assets and liabilities at the date of the financial statements and the reported amounts of income and expenses during the reporting period. Actual results could differ from those estimates.

**Estimation and assumptions**

The key assumptions concerning the future and other key sources of estimation uncertainty at the reporting date, that have a significant risk of causing a material adjustment to the carrying amounts of assets and liabilities within the financial year are discussed below. Estimates and underlying assumptions are reviewed on an ongoing basis. Revisions to accounting estimates are recognised in the period in which the estimates are revised and in any future periods affected.



## 2. BASIS OF PREPARATION (CONTINUED)

### (d) Critical accounting estimates and judgements (continued)

#### Estimation and assumptions (continued)

#### (i) Estimated useful lives and residual values of plant and equipment

Determining the carrying amounts of plant and equipment requires the estimation of the useful lives and residual values of these assets. Certain plant and equipment of the Company are separated into their significant parts and estimates of the useful lives and residual values thereof are made for the purposes of calculating depreciation. The estimates of useful lives and residual values carry a degree of uncertainty. The Directors have used historical information relating to the Company and the relevant industry in which the Company operates in order to best determine the useful lives and residual values of plant and equipment.

#### (ii) Impairment of trade and other receivables

In preparing those financial statements, the Directors have made estimates of the recoverable amounts of trade and other receivables and impaired those receivables where the carrying amounts exceeded recoverable amounts. Those receivables that are impaired are immediately written off. The estimation of recoverable amounts involves an assessment of the financial condition of the receivable concerned and an estimate of the timing and the extent of cash flows likely to be received by the Company.

## 3. SIGNIFICANT ACCOUNTING POLICIES

The accounting policies set out below have been applied consistently to all periods presented in these financial statements.

### (a) Revenue

Revenue is recognised to the extent that it is probable that the economic benefits will flow to the Company and the revenue can be reliably measured regardless of whether payment is being made. Revenue is measured at the fair value of consideration received or receivable, taking into account contracting defined terms of payment and excluding taxes and duty.

Revenue from services is recognised upon provision of services and customer acceptance, net of Value Added Taxes. Some services span over more than one year. The consideration received is then deferred over the duration of the contract.

### (b) Finance income and finance costs

The Company's finance income and finance costs include:

- interest payment on leases. Interest expense is recognised using the effective interest method;
- interest income on deposits. Interest income is recognised using the effective interest method; and
- the foreign currency gain or loss on financial assets and financial liabilities reported on a net basis as either finance income or finance cost depending on whether foreign currency movements are in a net gain or net loss position.

### (c) Foreign currency transactions

Transactions in foreign currencies are translated to the USD at exchange rates at the dates of the transactions.

Monetary assets and liabilities denominated in foreign currencies at the reporting date are translated to the functional currency at the exchange rate at that date. Non-monetary assets and liabilities that are measured at fair value in a foreign currency are translated to the functional currency at the exchange rate prevailing when the fair value was determined. Non-monetary items that are measured based on historical cost in a foreign currency are not translated. Foreign currency differences are recognised in profit or loss.

### 3. SIGNIFICANT ACCOUNTING POLICIES (CONTINUED)

#### (d) Employee benefits

##### *Defined contribution plan*

Obligations for contributions to defined contribution plans are expensed to profit or loss as the related service is provided. Prepaid contributions are recognised as an asset to the extent that a cash refund or a reduction in future payments is available.

##### *State pension plan*

Contributions to the National Pension Fund are expensed in profit or loss.

#### (e) Income tax

The Company is exempted from income tax by the Mauritian tax authority.

#### (f) Plant and equipment

##### *(i) Recognition and measurement*

Items of plant and equipment are stated at historical cost less accumulated depreciation and accumulated impairment losses.

Historical cost includes expenditure that is directly attributable to the acquisition of the asset. The cost of self-constructed assets includes the cost of materials and direct labour, any other costs directly attributable to bringing the assets to a working condition for their intended use, the costs of dismantling and removing the items and restoring the site on which they are located and capitalised borrowing costs. Purchased software that is integral to the functionality of the related equipment is capitalised as part of that equipment.

If significant parts of an item of plant and equipment have different useful lives, then they are accounted for as separate items (major components) of plant and equipment.

Any gain or loss on disposal of an item of plant and equipment are determined by comparing the net proceeds from disposal with the carrying amount of the item, and are recognised in profit or loss.

##### *(ii) Subsequent expenditure*

Subsequent expenditure is capitalised only if it is probable that the future economic benefits associated with the expenditure will flow to the Company. Ongoing repairs and maintenance are expensed as incurred.

##### *(iii) Depreciation*

Depreciation is calculated on the straight-line method to write off the cost of each asset to its residual value over its estimated useful life. Residual value is the estimated amount that the Company would currently obtain from disposal of the asset after deducting the estimated cost of disposal and if the asset was already of the age and in the condition expected at the end of its useful life.

The principal annual rates of depreciation are:

	%
Computer equipment	20
Motor vehicles	20
Office equipment	20
Fixtures & fittings	10
Building Improvements	10

Items of plant and equipment are depreciated for the full year in the year of purchase and ready for use and no depreciation is charged in the year of disposal. All plant and equipment have a nil residual value. Depreciation methods, useful lives and residual values are reviewed at each reporting date and adjusted if appropriate.



### 3. SIGNIFICANT ACCOUNTING POLICIES (CONTINUED)

#### (g) Intangible assets

##### *(i) Recognition and measurement*

Intangible assets acquired by the Company have finite useful lives and are measured at cost less accumulated amortisation and any accumulated impairment losses.

##### *(ii) Subsequent expenditure*

Subsequent expenditure is capitalised only when it increases the future economic benefits embodied in the specific asset to which it relates.

##### *(iii) Amortisation*

Amortisation is calculated to write off the cost of intangible assets less their estimated residual values using the straight-line method over their estimated useful lives, and is generally recognised in the profit or loss.

The estimated useful lives for the current and comparative years are as follows:

Computer software: 3 - 5 Years

#### (h) Financial instruments

Financial assets and liabilities are recognised on the statement of financial position when the Company becomes party to the contractual provisions of the financial instruments. Except where stated separately, the carrying amounts of the Company's financial instruments approximate their fair values. The classification of financial instruments depends on the nature and purpose of the financial instrument and is determined at the time of initial recognition.

##### *(i) Non-derivative financial assets and financial liabilities – recognition and derecognition*

Financial assets in the scope of IAS 39 are classified into the following category: loans and receivables. The Company initially recognises loans and receivables and deposits on the date that they are originated. All other financial assets (including assets designated at fair value through profit or loss) are recognised initially on the trade date, which is the date that the Company becomes a party to the contractual provisions of the instrument. The Company classifies non-derivative financial liabilities into the other financial liabilities category.

The Company derecognises a financial asset when the contractual rights to the cash flows from the asset expire, or it transfers the rights to receive the contractual cash flows on the financial asset in a transaction in which substantially all the risks and rewards of ownership of the financial asset are transferred. Any interest in transferred financial assets that is created or retained by the Company is recognised as a separate asset or liability. The Company derecognises a financial liability when its contractual obligations are discharged, cancelled or expired.

Financial assets and liabilities are offset and the net amount presented in the statement of financial position when, and only when, the Company has a legal right to offset the amounts and intends either to settle on a net basis or to realise the asset and settle the liability simultaneously.

### 3. SIGNIFICANT ACCOUNTING POLICIES (CONTINUED)

#### (h) Financial instruments (continued)

##### (ii) *Non-derivative financial assets - measurement*

###### *Loans and receivables*

Loans and receivables are financial assets with fixed or determinable payments that are not quoted in an active market. Such assets are recognised initially at fair value plus any directly attributable transaction costs. Subsequent to initial recognition, loans and receivables are measured at amortised cost using the effective interest method, less any impairment losses.

###### *Cash and cash equivalents*

Cash and cash equivalents include cash in hand, deposits held at call with banks that are highly liquid (with original maturities of three months or less).

##### (iii) *Non-derivative financial liabilities - Measurement*

Non-derivative financial liabilities are initially recognised at fair value less any directly attributable transaction costs. Subsequent to initial recognition, these liabilities are measured at amortised cost using the effective interest method.

#### (i) Impairment

##### (i) *Non-derivative financial assets*

Financial assets not classified as fair value through profit or loss, are assessed at each reporting date to determine whether there is objective evidence of impairment.

Objective evidence that financial assets are impaired includes:

- default or delinquency by a debtor;
  - restructuring of an amount due to the Company on terms that the Company would not consider otherwise;
  - indications that a debtor or issuer will enter bankruptcy;
  - adverse changes in the payment status of borrowers or issuers;
  - the disappearance of an active market for a security; or
- observable data indicating that there is measurable decrease in expected cash flows from a group of financial assets.

##### ii) *Financial assets measured at amortised cost*

The Company considers evidence of impairment for these assets at both an individual asset and a collective level. All individually significant assets are individually assessed for impairment. Those found not to be impaired are then collectively assessed for any impairment that has been incurred but not yet individually identified. Assets that are not individually significant are collectively assessed for impairment. Collective assessment is carried out by grouping together assets with similar risk characteristics.

In assessing collective impairment, the Company uses historical information on the timing of recoveries and the amount of loss incurred, and makes an adjustment if current economic and credit conditions are such that the actual losses are likely to be greater or lesser than suggested by historical trends.

An impairment loss is calculated as the difference between an asset's carrying amount and the present value of the estimated future cash flows discounted at the asset's original effective interest rate. Losses are recognised in profit or loss and reflected in an allowance account.

When the Company considers that there are no realistic prospects of recovery of the asset, the relevant amounts are written off. If the amount of impairment loss subsequently decreases and the decrease can be related objectively to an event occurring after the impairment was recognised, then the previously recognised impairment loss is reversed through profit or loss.

### 3. SIGNIFICANT ACCOUNTING POLICIES (CONTINUED)

#### (i) Impairment (continued)

##### *(iii) Non-financial assets*

At each reporting date, the Company reviews the carrying amounts of its non-financial assets to determine whether there is any indication of impairment. If any such indication exists, then the asset's recoverable amount is estimated. For impairment testing, assets are grouped together into the smallest group of assets that generates cash inflows from continuing use that are largely independent of the cash inflows of other assets or CGUs.

The recoverable amount of an asset or CGU is the greater of its value in use and its fair value less costs to sell. Value in use is based on the estimated future cash flows, discounted to their present value using a pre-tax discount rate that reflects current market assessments of the time value of money and the risks specific to the asset or CGU. An impairment loss is recognised if the carrying amount of an asset or CGU exceeds its recoverable amount. Impairment losses are recognised in profit or loss.

An impairment loss is reversed only to the extent that the asset's carrying amount does not exceed the carrying amount that would have been determined, net of depreciation or amortisation, if no impairment loss had been recognised.

#### (j) Leases

##### *Determining whether an arrangement contains a lease*

At inception of an arrangement, the Company determines whether the arrangement is or contains a lease.

At inception or on reassessment of an arrangement that contains a lease, the Company separates payments and other consideration required by the arrangement into those for the lease and those for other elements on the basis of their relative fair values. If the Company concludes for a finance lease that it is impracticable to separate the payments reliably, then an asset and a liability are recognised at an amount equal to the fair value of the underlying asset; subsequently, the liability is reduced as payments are made and an imputed finance cost on the liability is recognised using the Company's incremental borrowing rate.

##### *Leased asset*

Assets held by the Company under leases that transfer to the Company substantially all of the risks and rewards of ownership are classified as finance leases. The leased assets are measured initially at an amount equal to the lower of their fair value and the present value of the minimum lease payments. Subsequent to initial recognition, the assets are accounted for in accordance with the accounting policy applicable to that asset.

Assets held under other leases are classified as operating leases and are not recognised in the Company's statement of financial position.

##### *Lease payments*

Payments made under operating leases are recognised in profit or loss on a straight-line basis over the term of the lease. Lease incentives received are recognised as an integral part of the total lease expense, over the term of the lease.

Minimum lease payments made under finance leases are apportioned between the finance expense and the reduction of the outstanding liability. The finance expense is allocated to each period during the lease term so as to produce a constant periodic rate of interest on the remaining balance of the liability.

#### (k) New standards, amendments and interpretations adopted

There are no standards, interpretations or amendments to existing standards that are effective for the first time for the financial year beginning 01 January 2016 that would be expected to have a material impact on the Company's financial statements.

### **3. SIGNIFICANT ACCOUNTING POLICIES (CONTINUED)**

#### **(I) New standards, amendments and interpretations not yet adopted**

A number of new standards and amendments to standards and interpretations are effective for annual periods beginning after 1 January 2016, and have not been applied in preparing these financial statements. None of these is expected to have a significant effect on the Company's financial statements, except the following set out below:

IFRS 9, 'Financial instruments', addresses the classification, measurement and recognition of financial assets and financial liabilities. The complete version of IFRS 9 was issued in July 2014. It replaces the guidance in IAS 39 that relates to the classification and measurement of financial instruments. IFRS 9 retains but simplifies the mixed measurement model and establishes three primary measurement categories for financial assets: amortised cost, fair value through OCI and fair value through P&L. The basis of classification depends on the entity's business model and the contractual cash flow characteristics of the financial asset. Investments in equity instruments are required to be measured at fair value through profit or loss with the irrevocable option at inception to present changes in fair value in OCI not recycling. There is now a new expected credit losses model that replaces the incurred loss impairment model used in IAS 39.

For financial liabilities there were no changes to classification and measurement except for the recognition of changes in own credit risk in other comprehensive income, for liabilities designated at fair value through profit or loss. IFRS 9 relaxes the requirements for hedge effectiveness by replacing the bright line hedge effectiveness tests. It requires an economic relationship between the hedged item and hedging instrument and for the 'hedged ratio' to be the same as the one management actually uses for risk management purposes. Contemporaneous documentation is still required but is different to that currently prepared under IAS 39. The standard is effective for accounting periods beginning on or after 1 January 2018. Early adoption is permitted. The company is yet to assess IFRS 9's full impact.

IFRS 15, 'Revenue from contracts with customers' deals with revenue recognition and establishes principles for reporting useful information to users of financial statements about the nature, amount, timing and uncertainty of revenue and cash flows arising from an entity's contracts with customers. Revenue is recognised when a customer obtains control of a good or service and thus has the ability to direct the use and obtain the benefits from the good or service. The standard replaces IAS 18 'Revenue' and IAS 11 'Construction contracts' and related interpretations. The standard is effective for annual periods beginning on or after 1 January 2018 and earlier application is permitted. The company is assessing the impact of IFRS 15.

In January 2016, the International Accounting Standards Board (IASB) issued IFRS 16, 'Leases'. IFRS 16 will replace the current IAS 17 standard on leases. The effective date is 01 January 2019. The new standard requires that for lessees all leases, regardless of whether they are operating or financial in nature, will be on the statement of financial position and accounted for as "financial leases". There are some exemptions which could be applied and these relate to leases of 12 months or less (short-term leases), and leases of low-value assets. For such leases, the lease costs will be accounted for in the same way as operating leases are accounted for today. IFRS 16 will significantly change the way lessees account for leases, however lessor accounting remains largely the same and the classification as a finance lease or operating lease is still a consideration. This means that straight-lining of operating leases will remain for lessors. The Company is assessing the impact of IFRS 16.

There are no other IFRSs or IFRIC interpretations that are not yet effective that would be expected to have a material impact on the Company.

**AFRICAN NETWORK INFORMATION CENTRE (AfrinIC) LTD**  
**NOTES TO THE FINANCIAL STATEMENTS**  
**FOR THE YEAR ENDED DECEMBER 31, 2016**

19.

**4 PLANT AND EQUIPMENT**

	<b>Computer Equipment</b>	<b>Motor Vehicles</b>	<b>Office Equipment</b>	<b>Fixtures &amp; Fittings</b>	<b>Building Improvements</b>	<b>Total</b>
	<b>USD</b>	<b>USD</b>	<b>USD</b>	<b>USD</b>	<b>USD</b>	<b>USD</b>
<b>COST</b>						
At January 1, 2015	690,666	63,882	75,998	57,944	273,120	1,161,610
Additions	17,466	-	1,157	-	1,362	19,985
Disposal	(1,970)	-	-	-	-	(1,970)
At December 31, 2015	<b>706,162</b>	<b>63,882</b>	<b>77,155</b>	<b>57,944</b>	<b>274,482</b>	<b>1,179,625</b>
Additions	<b>24,273</b>	<b>-</b>	<b>4,400</b>	<b>-</b>	<b>-</b>	<b>28,673</b>
<b>At December 31, 2016</b>	<b>730,435</b>	<b>63,882</b>	<b>81,555</b>	<b>57,944</b>	<b>274,482</b>	<b>1,208,298</b>
<b>DEPRECIATION</b>						
At January 1, 2015	368,152	38,328	65,350	29,236	133,218	634,284
Charge for the year	114,820	8,518	5,423	5,205	27,321	161,287
Disposal adjustment	(492)	-	-	-	-	(492)
At December 31, 2015	<b>482,480</b>	<b>46,846</b>	<b>70,773</b>	<b>34,441</b>	<b>160,539</b>	<b>795,079</b>
Charge for the year	<b>113,202</b>	<b>8,518</b>	<b>4,477</b>	<b>5,139</b>	<b>27,321</b>	<b>158,657</b>
<b>At December 31, 2016</b>	<b>595,682</b>	<b>55,364</b>	<b>75,250</b>	<b>39,580</b>	<b>187,860</b>	<b>953,736</b>
<b>CARRYING AMOUNTS</b>						
<b>At December 31, 2016</b>	<b>134,753</b>	<b>8,518</b>	<b>6,305</b>	<b>18,364</b>	<b>86,622</b>	<b>254,562</b>
At December 31, 2015	223,682	17,036	6,382	23,503	113,943	384,546

4. PLANT AND EQUIPMENT (CONTINUED)

Finance leases

Included under plant and equipment is the following carrying amount of motor vehicle held under finance lease:

	<u>2016</u>	2015
	USD	USD
Cost	63,882	63,882
Accumulated depreciation	<u>(55,364)</u>	<u>(46,846)</u>
Carrying amount	8,518	17,036

5. INTANGIBLE ASSETS

	<u>Computer Software</u>
	USD
<b>COST</b>	
At January 1, 2015	147,508
Additions	<u>19,896</u>
At December 31, 2015	167,404
Additions	<u>-</u>
<b>At December 31, 2016</b>	<u>167,404</u>
<b>AMORTISATION</b>	
At January 1, 2015	50,808
Charge for the year	19,111
At December 31, 2015	69,919
Charge for the year	19,111
<b>At December 31, 2016</b>	<u>89,030</u>
<b>CARRYING AMOUNTS</b>	
<b>At December 31, 2016</b>	<u>78,374</u>
At December 31, 2015	<u>97,485</u>

**AFRICAN NETWORK INFORMATION CENTRE (AfriNIC) LTD**  
**NOTES TO THE FINANCIAL STATEMENTS**  
**FOR THE YEAR ENDED DECEMBER 31, 2016**

21.

**6. TRADE AND OTHER RECEIVABLES**

	<u>2016</u>	<u>2015</u>
	USD	USD
Trade receivables	252,231	255,588
<i>Other receivables</i>		
- Vat	20,688	7,844
- Prepayments and deposits	80,810	127,350
- Other receivables	64,365	55,264
	<u>418,094</u>	<u>446,046</u>

Trade receivables are non-interest bearing and are generally on 30-90 days' terms.

Other receivables are non-interest bearing and are generally on 30-60 days' terms and are neither past due nor impaired.

The ageing analysis of trade receivables is as follows:

	Total	Neither past due nor impaired	Past due but not impaired			> 90 days
			< 30 days	30 - 60 days	61 - 90 days	
	USD	USD	USD	USD	USD	USD
2016	252,231	2,740	500	1,400	3,430	244,161
2015	255,588	1,750	1,530	1,425	22,060	228,823

At 31 December 2016, trade receivables amounting to **USD 39,199** (2015 : USD 26,098), were impaired and written off during the year.

**7. CASH AND CASH EQUIVALENTS**

	<u>2016</u>	<u>2015</u>
	USD	USD
Cash at bank	3,116,088	2,082,072
Cash in hand	7,271	8,197
Cash and cash equivalent	<u>3,123,359</u>	<u>2,090,269</u>



**7. CASH AND CASH EQUIVALENTS (CONTINUED)**

The Company maintains a number of bank accounts to manage its daily operations. The balance of USD 3,123,359 consists of the following balances:

	2016	2015
<i>Own Cash Holdings</i>	<b>2,089,123</b>	1,038,836
<i>Fees received in advance</i>	<b>839,589</b>	764,510
<i>Cash Held - Project/Other</i>		
<i>Fire</i>	<b>184,171</b>	223,048
<i>ICANN</i>	<b>6,329</b>	2,395
<i>AFTLD</i>	<b>4,147</b>	61,480
	<b>3,123,359</b>	2,090,269

As per the board resolution dated 27 November 2016, a fixed deposit of USD 551,271, bearing an interest rate of 1% per annum and a maturity of twelve months from 30 December 2016, has been set aside as the Strategic Cash Reserve from Afrinic's own cash holdings with the following rules:

- (a) that a suitable interest-bearing bank account be created for the Strategic Cash Reserve;
- (b) that any expenditure or transfers out of the strategic cash reserve bank account shall require three signatories, comprising the CEO, the financial director and either the chairman or the vice-chairman of the Board; and
- (c) that any expenditure or transfers out of the strategic cash reserve shall be authorised by the Board.

**8. RESERVE**

The Company does not have a share capital.

Funding for the running of the Company shall be realised from the following:

- (i) membership fees from members;
- (ii) setup fees for bulk registration services;
- (iii) assignment/allocation fees for individual address space assignments / allocation;
- (iv) maintenance fees for non-contiguous, non ISP address space;
- (v) registration fees for individual address space transfers;
- (vi) setup fees for autonomous system number ("ASN") assignments;
- (vii) grants and/or voluntary donations; and
- (viii) such other sources as may be deemed appropriate from time to time by the Board.

The fees mentioned above shall be subject to review from time to time by the Board.

**Revenue reserve**

Revenue reserve refers to the undistributed and accumulated surpluses over the years the Company has been in existence.



**9. FINANCE LEASE OBLIGATION**

In 2012, the Company entered into a finance lease agreement for a duration of five years with AXYS Leasing Ltd for the purchase of a motor vehicle for the COO.

	<u>2016</u>	<u>2015</u>
	USD	USD
Not later than 1 year	<b>8,409</b>	10,193
Later than 1 year and within 5 years	-	8,494
Total minimum lease payments	<u>8,409</u>	<u>18,687</u>
Less amounts representing finance charges	<u>(412)</u>	<u>(1,849)</u>
Present value of minimum lease payments	<u><b>7,997</b></u>	<u><b>16,838</b></u>

The present value of finance lease liabilities is analysed as follows:

	<u>Interest rate</u>	<u>Maturity</u>	<u>2016</u>	<u>2015</u>
	(%)		USD	USD
Within one year	11.1% p.a	2016	<b>7,997</b>	8,760
After one year but not more than five years	11.1% p.a	2016-2017	-	8,078
			<u><b>7,997</b></u>	<u><b>16,838</b></u>

Leased liabilities is effectively secured as the rights to the leased assets reverts to the lessor in the event of default.

**10 TRADE AND OTHER PAYABLES**

	<u>2016</u>	<u>2015</u>
	USD	USD
Trade payables	<b>82,281</b>	59,900
Other payables	<b>327,580</b>	486,691
Advance receipts from members	<u><b>839,589</b></u>	<u>764,510</u>
	<u><b>1,249,450</b></u>	<u><b>1,311,101</b></u>

Trade Payables represent amount owed to trade creditors as well as supplier of goods & services.

Terms and conditions of the above financial liabilities:

- Trade payables are non-interest bearing and are normally settled on 30-day terms.
- Other payables are non-interest bearing and have an average term of six months.
- Advance receipts from members represent membership fees for 2017 received in 2016.

**AFRICAN NETWORK INFORMATION CENTRE (AfrinIC) LTD**  
**NOTES TO THE FINANCIAL STATEMENTS**  
**FOR THE YEAR ENDED DECEMBER 31, 2016**

24.

**11 INCOME**

	<u>2016</u>	<u>2015</u>
	USD	USD
<i>Membership fees</i>		
Membership renewal fees	3,946,739	3,587,650
Allocation or assignment fees	<u>480,500</u>	<u>350,145</u>
	4,427,239	3,937,795
Sponsorship for Afrinic events	170,410	139,854
Other income	<u>5,263</u>	<u>7,060</u>
	<u><u>4,602,912</u></u>	<u><u>4,084,709</u></u>
<u>Note on discounts</u>	<u>2016</u>	<u>2015</u>
	USD	USD
Early settlement	30,448	19,670
Educational & critical Infrastructure	<u>148,188</u>	<u>121,673</u>
	<u><u>178,636</u></u>	<u><u>141,343</u></u>

**12 DEFERRED INCOME**

	<u>2016</u>	<u>2015</u>
	USD	USD
Members fees in advance	<u>3,300</u>	<u>6,475</u>
Analysed as follows:		
Current liabilities	950	3,175
Non-current liabilities	<u>2,350</u>	<u>3,300</u>
	<u><u>3,300</u></u>	<u><u>6,475</u></u>

Deferred Income represents fees received in one period relating to future membership years. These are mostly for End Sites members

**13. SURPLUS OF INCOME OVER EXPENDITURE**

	<u>2016</u>	<u>2015</u>
	USD	USD
The surplus is arrived at after charging:		
Depreciation on property, plant and equipment	158,657	161,287
Amortisation of intangible assets	19,111	19,111
Meeting expenses	279,223	275,024
Office expenses	231,029	231,837
Travelling expenses	414,386	467,710
Staff cost	1,858,827	1,878,740
<b>Staff cost is analysed as follows:</b>		
Salaries	1,372,440	1,368,015
Social security costs and other benefits	<u>486,387</u>	<u>510,725</u>

Social Security Costs & other benefits exclude staff Training, Recruitment Expenses & Staff Welfare

14 FINANCE INCOME AND COST

	<u>2016</u>	<u>2015</u>
	USD	USD
<b>Finance income</b>		
Bank interest receivable	1,271	4,081
Realised / Unrealised gain on exchange	<u>1,660</u>	<u>24,620</u>
	<u>2,931</u>	<u>28,701</u>
<b>Finance cost</b>		
Unrealised / Realised loss on exchange	(50,693)	(87,587)
Finance charges payable under finance lease	<u>(1,421)</u>	<u>(2,454)</u>
	<u>(52,114)</u>	<u>(90,041)</u>
<b>Net finance costs</b>	<u>(49,183)</u>	<u>(61,340)</u>

15. TAXATION

The Company has been granted exemption from payment of tax by the Ministry of Finance of the Republic of Mauritius on 16 November 2005.

16 RELATED PARTY DISCLOSURES

(a) Transaction with members.

	<u>2016</u>	<u>2015</u>
	USD	USD
Membership fees	<u>4,427,239</u>	<u>3,937,795</u>

(b) Transactions of key management personnel (CEO) of the Company:

	<u>2016</u>	<u>2015</u>
	USD	USD
Short term employee benefit	<u>164,727</u>	<u>74,492</u>

17. FINANCIAL INSTRUMENTS

*Fair value of instruments*

Fair value is defined as the amount for which the instrument could be exchanged in a current transaction between knowledgeable willing parties in an arms-length transaction, other than in a forced or liquidation sale. The fair values of the Company's financial instruments, which principally comprise cash and cash equivalents, trade receivables and other receivables, and trade and other payables approximate their carrying values as stated in the statement of financial position.

17. FINANCIAL INSTRUMENTS (CONTINUED)

*Fair value of instruments (continued)*

	Carrying value		Fair value	
	2016	2015	2016	2015
	USD	USD	USD	USD
<b>Financial assets:-</b>				
Cash and cash equivalents	3,123,359	2,090,269	3,123,359	2,090,269
Trade and other receivables	316,596	310,852	316,596	446,046
	<u>3,439,955</u>	<u>2,401,121</u>	<u>3,439,955</u>	<u>2,536,315</u>
<b>Financial liabilities:-</b>				
Finance lease obligation	7,997	16,838	7,997	16,838
Trade and other payables	409,861	546,591	409,861	546,591
	<u>417,858</u>	<u>563,429</u>	<u>417,858</u>	<u>563,429</u>

Advance receipts from members are excluded from Trade and other payables as not considered financial liabilities.

Vat and prepayments have been excluded from trade and other receivables

*Fair value of instruments*

- . Disclosure of fair value measurements by level of the following fair value measurement hierarchy
- . Quoted prices (unadjusted) in active markets for identical assets and liabilities (level 1)
- . Inputs other than quoted prices included within level 1 that are observable for the asset or liability either directly (that is, as prices) or indirectly (that is, derived from prices) (level 2); and
- . Inputs for the asset or liability that are not based on observable market data (that is, unobservable inputs (level 3)

Trade and other receivables, finance lease obligation and trade and other payables are classified within level 2 whereas cash and cash equivalents are classified within level 1 of the fair value hierarchy.

*Fair value of instruments*

At 31 December 2016, if the USD had strengthened/weakened by 1% against the MUR with all other variables held constant, surplus for the year would have been higher/lower by USD 17,487 (2015 : surplus

will be lower/higher by USD 16,561) mainly as a result of foreign exchange differences on translation of MUR denominated bank balances, net of MUR denominated trade and other payables and net of MUR denominated trade and other receivables.

Deferred income of USD 3,300 (2015: USD 3,175) and advance receipts from members of USD 839,589 (2015 : USD 764,510) have been excluded from financial liabilities.

18. FINANCIAL RISK MANAGEMENT OBJECTIVES AND POLICIES

**Risk Management**

The Company's principal financial liabilities comprise trade and other payables and finance lease obligation. The Company has various financial assets such as trade receivables and cash and cash equivalents which arise directly from its operations.

The main risks arising from the Company's financial instruments are liquidity risk, market risk (including currency risk and interest rate risk) and credit risk. The Board of directors reviews and agrees policies for managing each of these risks which are summarised below.

*Liquidity risk*

Prudent liquidity risk management implies maintaining sufficient cash, the availability of funding through an adequate amount of committed credit facilities. The Company aims at maintaining flexibility in funding by keeping committed credit lines available.

The table below summarises the maturity profile of the Company's financial liabilities at year end based on contractual undiscounted cash flows.

	Contractual cash flows			Total USD
	Less than 3 months 3 months USD	3 to 12 months USD	More than 1 year USD	
<b>December 31, 2016</b>				
<b>Non-derivative financial liabilities</b>				
Finance lease obligation	2,322	6,087	-	8,409
Trade and other payables	408,248	1,613	-	409,861
	<u>410,570</u>	<u>7,700</u>	<u>-</u>	<u>418,270</u>
<b>December 31, 2015</b>				
<b>Non-derivative financial liabilities</b>				
Finance lease obligation	2,100	8,093	8,494	18,687
Trade and other payables	474,104	72,487	-	546,591
	<u>476,204</u>	<u>80,580</u>	<u>8,494</u>	<u>565,278</u>

*Market risk*

Market risk is the risk that changes in market prices, such as foreign exchange rates and interest rates, will affect the Company's income or the value of its holdings of financial instruments. The objective of market risk management is to manage and control market risk exposures within acceptable parameters, while optimising the return.

18 FINANCIAL RISK MANAGEMENT OBJECTIVES AND POLICIES (CONTINUED)

**Risk Management (Continued)**

*Foreign currency risk*

Foreign currency risk is the risk that the fair value or future cash flows of a financial instrument will fluctuate because of changes in foreign exchange rates. The Company operates internationally but is exposed to foreign exchange risks arising primarily with respect to Mauritian rupees ("MUR").

Financial assets	Trade and other receivables	Cash and cash equivalent	Total
	2016	2016	2016
	USD	USD	USD
MUR	-	52,309	52,309
USD	316,596	3,071,050	3,387,646
	<u>316,596</u>	<u>3,123,359</u>	<u>3,439,955</u>
Financial assets	Trade and other receivables	Cash and cash equivalent	Total
	2015	2015	2015
	USD	USD	USD
MUR	-	1,095	1,095
USD	446,046	2,089,174	2,535,220
	<u>446,046</u>	<u>2,090,269</u>	<u>2,536,315</u>
Financial liabilities	Trade and other payables	Finance lease obligations	Total
	2016	2016	2016
	USD	USD	USD
MUR	409,861	7,997	417,858
Financial liabilities	Trade and other payables	Finance lease obligations	Total
	2015	2015	2015
	USD	USD	USD
MUR	546,591	16,838	563,429

18 FINANCIAL RISK MANAGEMENT OBJECTIVES AND POLICIES (CONTINUED)

**Risk Management (Continued)**

*Credit risk*

Credit risk is the risk that a counterparty will not meet its obligations under a financial instrument or customer contract, leading to a financial loss. The Company is exposed to credit risk from its operating activities, primarily for trade receivables and from its financing activities, including foreign exchange transactions, and other financial instruments.

The Company trades with recognised, creditworthy third parties only. In addition, receivable balances are monitored on an ongoing basis with the result that the Company's exposure to bad debts is not significant.

*Cash and cash equivalents*

The Company only deposits cash surpluses with major banks of high quality credit standing.

*Capital management*

The primary objective of the Company's capital management is to ensure that it maintains a strong credit rating and healthy capital ratios in order to support its business and maximise net assets attributable to its members.

The Company manages its capital structure and makes adjustments to it, in the light of changes in economic conditions. No changes were made in the objectives, policies or processes during the year ended December 31, 2016. The Company manages the following as its capital:

	<u>2016</u>	<u>2015</u>
	USD	USD
Reserve revenue	2,613,642	1,683,932
Finance lease obligation	<u>7,997</u>	<u>16,838</u>
Gearing ratio	<u>0.3%</u>	<u>1%</u>

19. CONTINGENT LIABILITIES

- (a) As at 31 December 2016, there were contingent liabilities in respect of guarantees for which no provisions have been made in the financial statements. The guarantees are denominated in Mauritian rupees ("MUR"), and are follows:

	2016		2015	
	USD	MUR	USD	MUR
Bank guarantee	<u>275</u>	<u>10,000</u>	<u>277</u>	<u>10,000</u>

- (b) In 2015, Afrinic Board agreed to participate in The Joint Regional Internet Registry Stability Fund. This is a fund which will be established through voluntary pledges of funds, publicly documented, from individual RIRs. The fund is to be used in case of need, to guarantee the continuity of registry operations and related support activities, the latter prominently including regional and global policy development processes. Any use of funds will be contingent upon having public reporting of audited financial statements. Afrinic has pledged USD 50,000 towards the funds.